studio dondio

geom. Francesco Dondio

38038 TESERO/TRENTO
LOCALITA' PIERA 5/A
TELEFONO 0462/814511
FAX 0462/814663

TAVOLA
4

Il presente documento non potrà essere copiato, riprodotto o altrimenti pubblicato in tutto o in parte senza il consenso scritto di questo studio (legge 22 aprile 1941, n° 633 art. 2575 e seg. C.C.

TITOLO PROGETTO
CONTABILITA' LAVORI PER LA REALIZZAZIONE DI UN TOMO PARAMASSI SULLA S.P. 31 DEL MANGHEN AL KM 38.200

C.C. CASTELLO-MOLINA DI FIEMME
PROVINCIA TRENTO

RIFERIMENTO 33/01
FILE
passo manghen

OGGETTO DISEGNO
3^ STATO AVANZAMENTO 1:500
CORRISPONDENTE ALLO STATO FINALE DEI LAVORI

COLLEGIO PROVINCIALE GEOMETRI TRENTO
GEOM. FRANCESCO DONDIO
ISCR. ALBO N. 1399

DISEGNATORE
geom. Maurizio P.
DATA
luglio 2003

COMMITTENTE
P.A.T. SERVIZIO OPERE STRADALI

FIRMA

🟩 **F.01) SCARIFICA GENERALE SU MAS**
🟩 **F02) RACCORDO A STRADE ESISTEN**
🟦 **A07) SCAVO A SEZIONE OBBLIGATA**
🟦 **A03) MATERIALI PROVENIENTI DA CA**
🟦 **A05) SISTEMAZIONE IN RILEVATO**
🟦 **C07) RIVESTIMENTO DEI DRENAGGI**

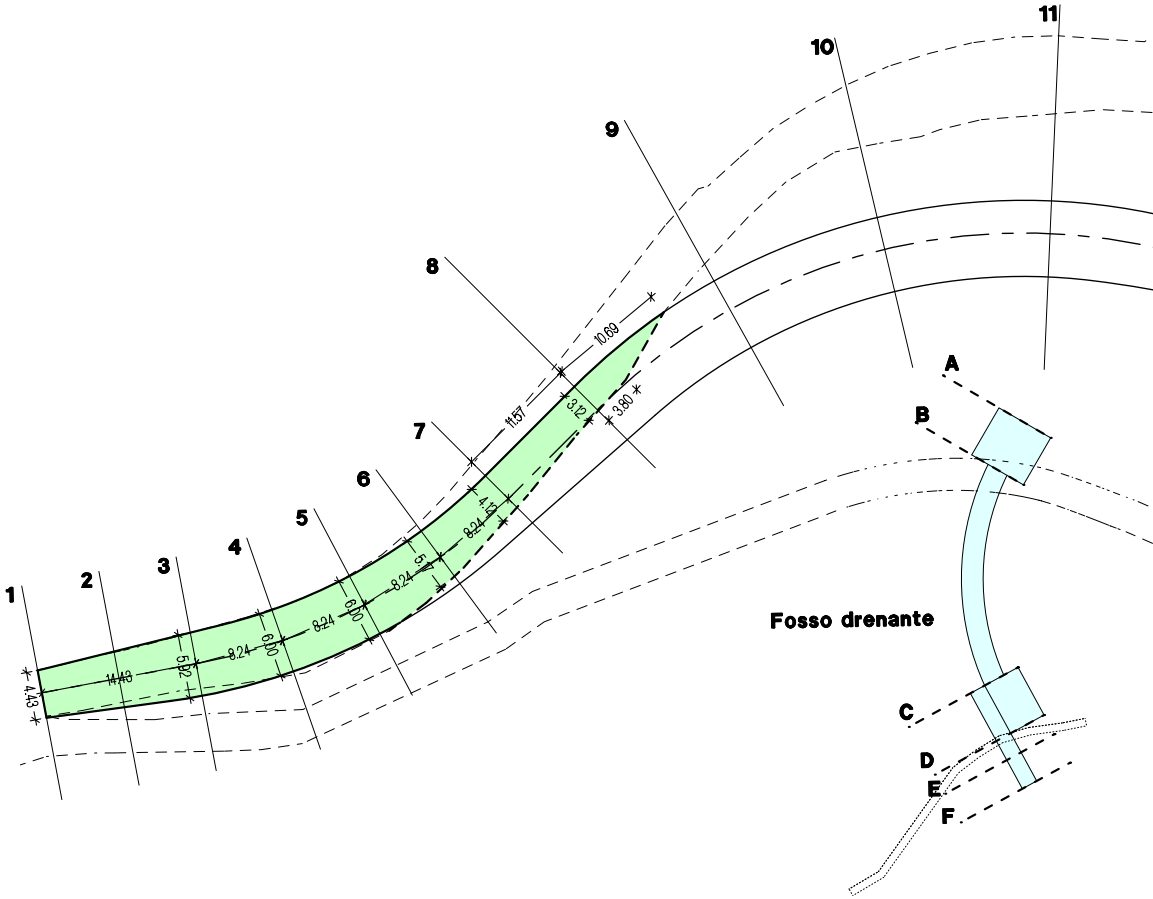
1
2
3
4
5
6
7
8
9
10
11
4.43
14.43
5.92
8.24
6.00
8.24
6.00
8.24
5.17
8.24
4.12
11.57
3.12
3.80
10.69
A
B
C
D
E
F
Fosso drenante

SICCIATA ESISTENTE
NTI

AVE DI PRESTITO

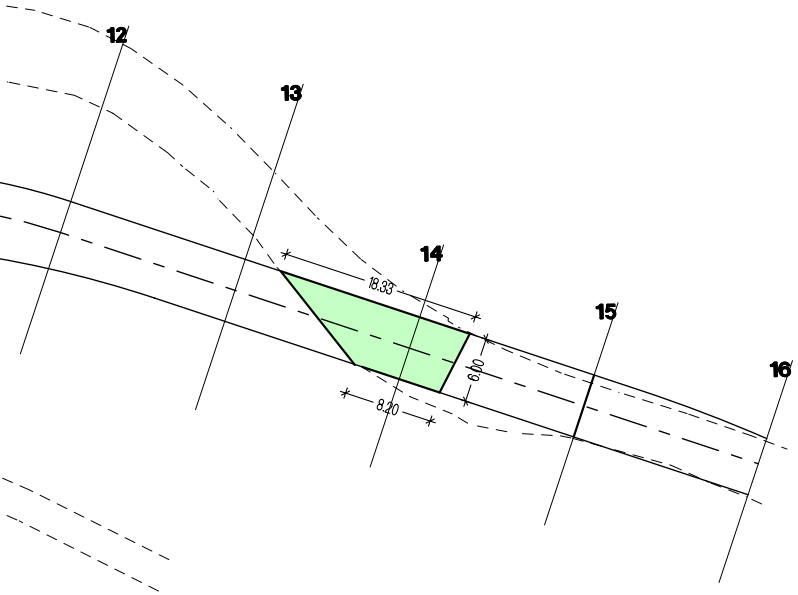

12
13
14
15
16
18.33
6.00
8.20

A04) TERRA VEGETALE NATURALE

SEZIONE TIPO
sp. medio 0.40

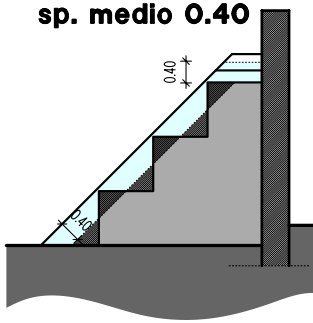

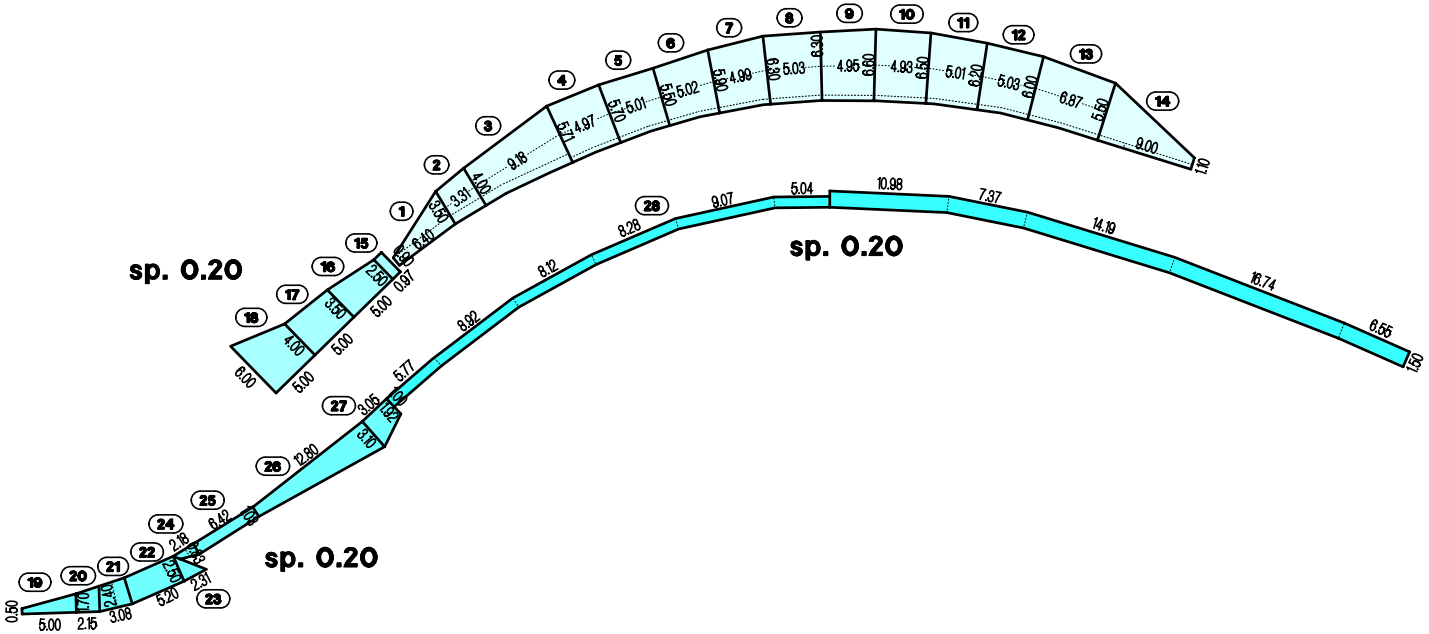

sp. 0.20
sp. 0.20
sp. 0.20
1
2
3
4
5
6
7
8
9
10
11
12
13
14
15
16
17
18
19
20
21
22
23
24
25
26
27
28
6.40
3.31
9.18
4.97
5.01
5.02
4.99
5.03
4.95
4.93
5.01
5.03
6.87
9.00
1.10
6.00
5.00
4.00
5.00
3.50
5.00
2.50
0.97
5.04
10.98
7.37
14.19
16.74
6.55
1.50
9.07
8.28
8.12
8.92
5.77
3.05
3.10
12.80
6.42
2.18
2.31
5.20
3.08
2.15
5.00
0.50
2.40

- ▨ **A03) MATERIALI PROVENIENTI DA CAVE DI PRESTITO**
- ▨ **A05) SISTEMAZIONE IN RILEVATO**
- 🟨 **A07) SCAVO DI FONDAZIONE A SEZIONE OBBLIGATA**
- ▬ **B01) SOVRAPPREZZO PER MURATURA IN PIETRA**
- 🟩 **NP05) POZZETTI PREFABBRICATI dim. int. 50x50x50**
- 🟩 **NP06) PROLUNGHE PREFABBRICATE PER POZZETTI dim. 50x50x50**
- 🟩 **NP08) CHIUSINI IN GHISA PER POZZETTI peso›40 kg**
- ●— **NP09) TUBI IN PE/AD CORRUGATO A DOPPIA PARETE**

MURO PARAMASSI (prospetto)

scala 1:200

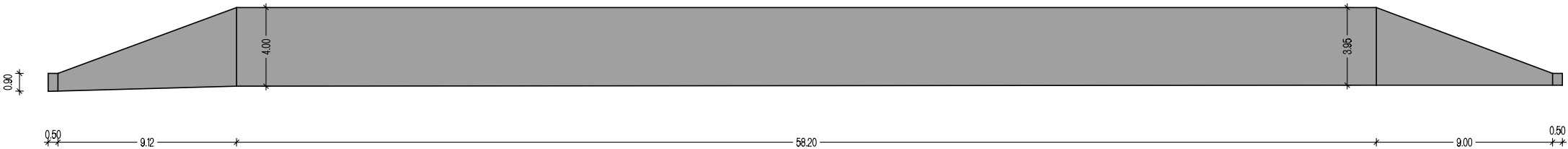
0.90
4.00
3.95
0.50
9.12
58.20
9.00
0.50

MURO PARAMASSI (pianta scavo)

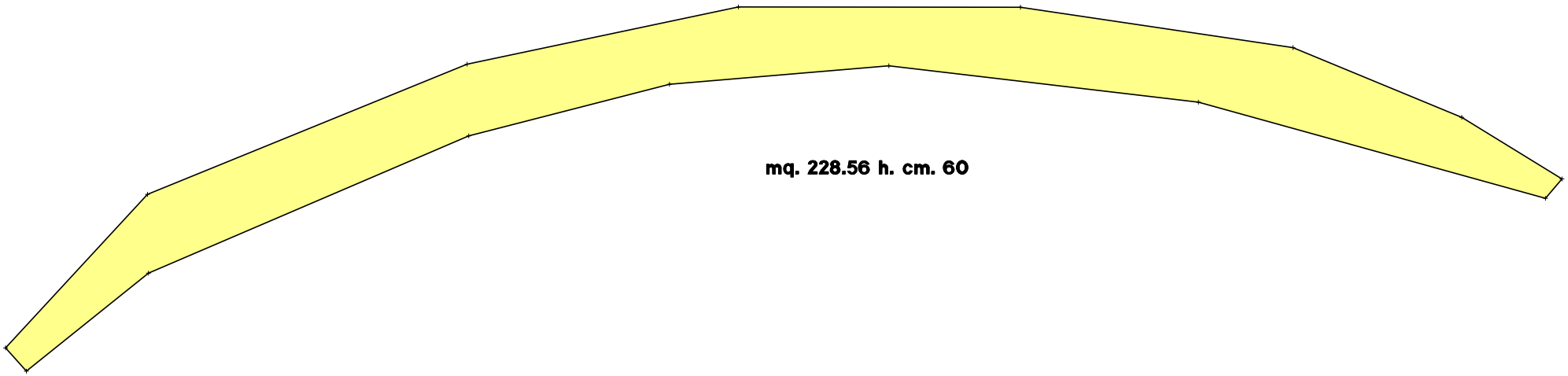
mq. 228.56 h. cm. 60

MURO POZZETTO (pianta)

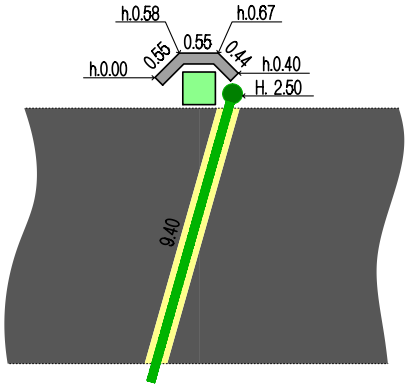
h.0.58
h.0.67
0.55
0.55
0.44
h.0.00
h.0.40
H. 2.50
9.40

SEZIONE SCAVO

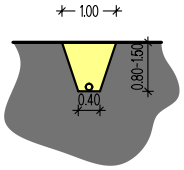
1.00
0.80-1.50
0.40

FONDAZIONE SCOGLIERA

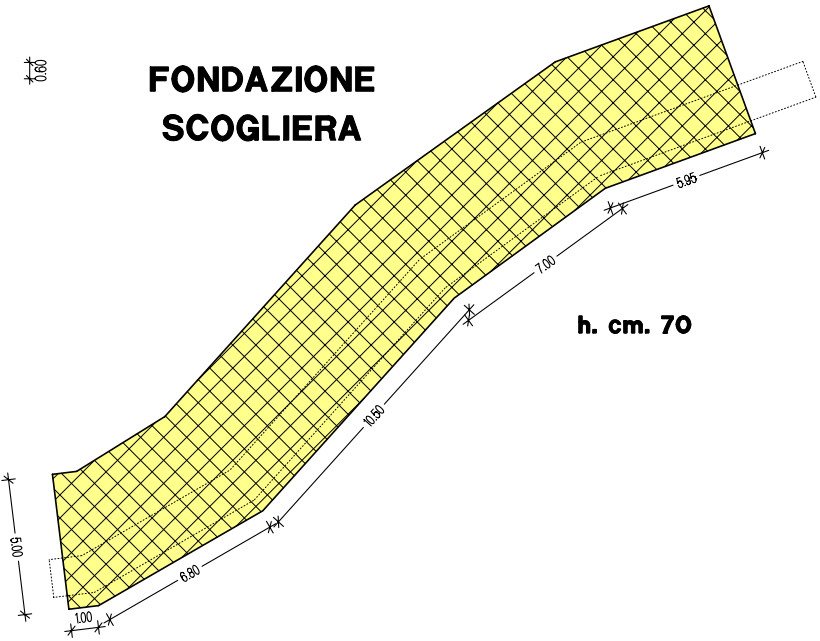
0.60
5.95
7.00
10.50
6.80
1.00
5.00

h. cm. 70

B.09) GABBIONATE

scala 1:200

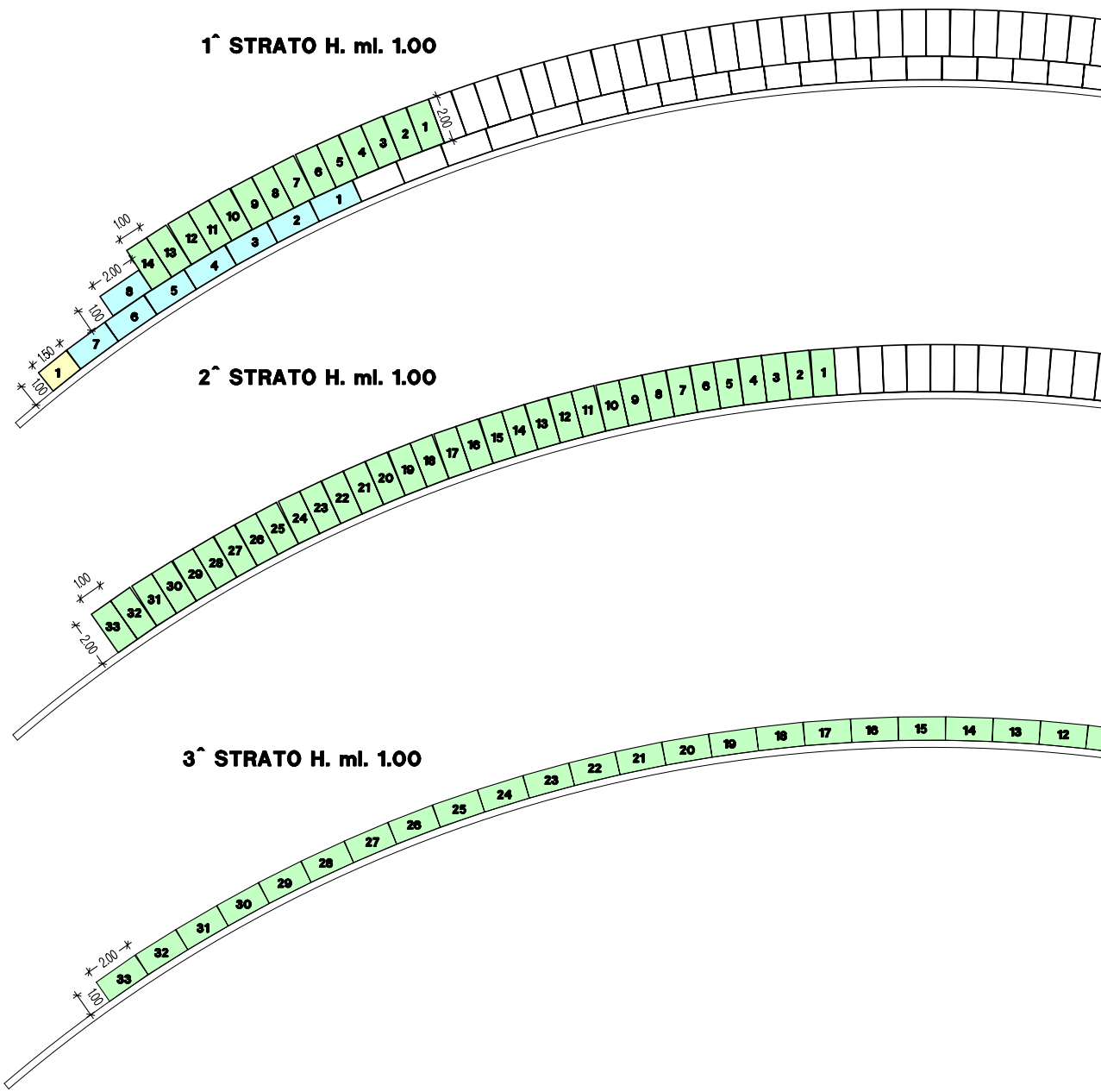
1^ STRATO H. ml. 1.00
2.00
1.00
2.00
1.00
1.50
1.00
1 2 3 4 5 6 7 8 9 10 11 12 13 14
1 2 3 4 5 6 7 8
1
2^ STRATO H. ml. 1.00
1 2 3 4 5 6 7 8 9 10 11 12 13 14 15 16 17 18 19 20 21 22 23 24 25 26 27 28 29 30 31 32 33
1.00
2.00
3^ STRATO H. ml. 1.00
12 13 14 15 16 17 18 19 20 21 22 23 24 25 26 27 28 29 30 31 32 33
2.00
1.00

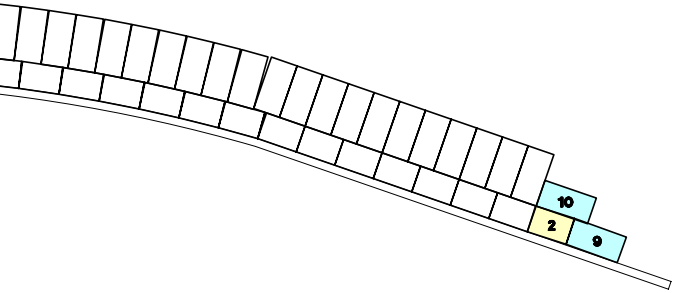

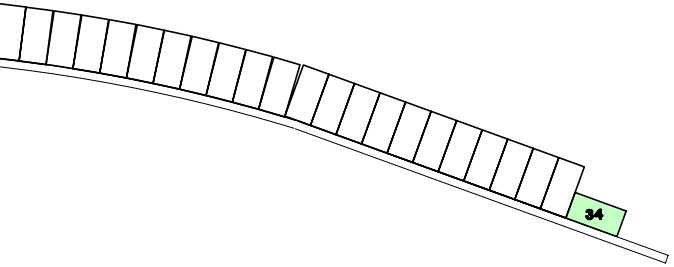

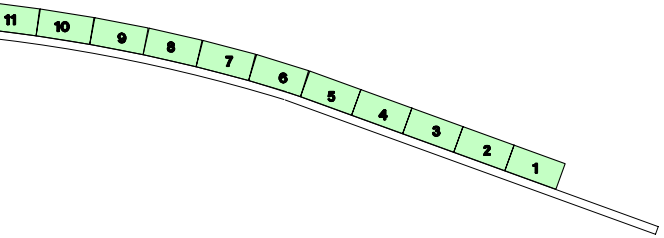
11
10
9
8
7
6
5
4
3
2
1

— C.03) CANALETTE TRASVERSALI ALLA SEDE STRADALE

— C.05) CANALETTE AD EMBRICE AD ELEMENTO CORRENTE

● C.06) CANALETTE AD EMBRICE, ELEMENTO DI IMBOCCO

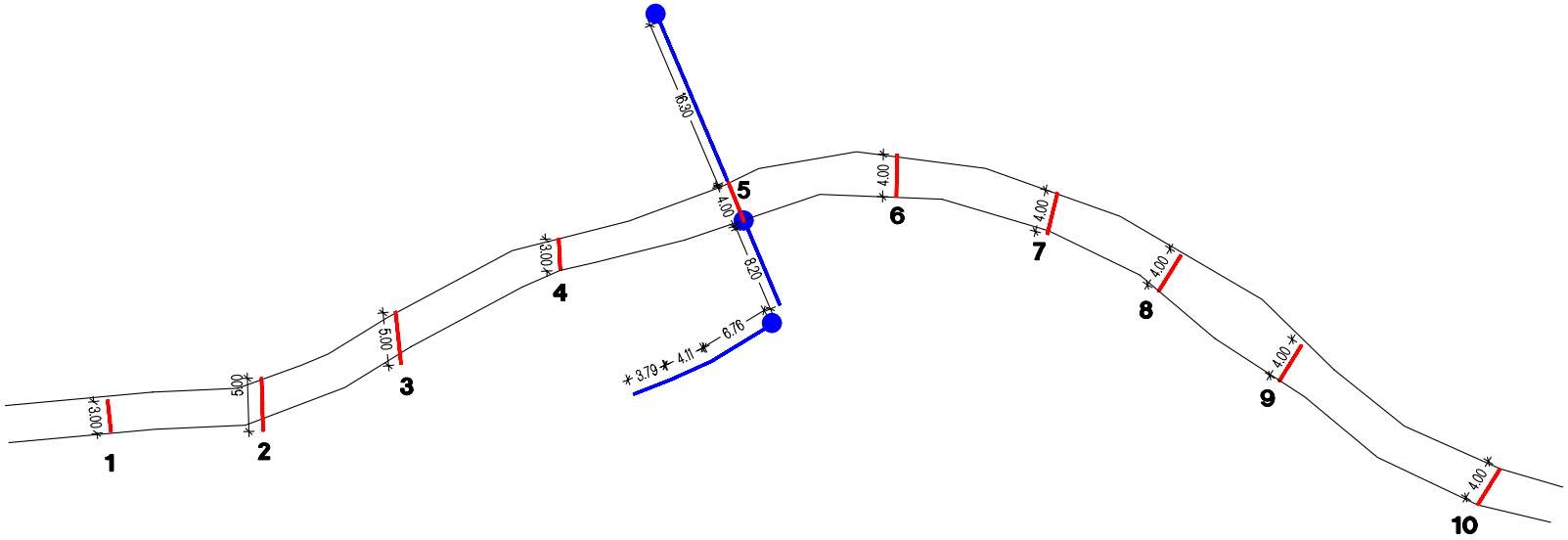
16.30
4.00
8.20
6.76
4.11
3.79
3.00
5.00
5.00
3.00
4.00
4.00
4.00
4.00
4.00
1
2
3
4
5
6
7
8
9
10

E01) SEMINA CON ATTREZZATURE A PRESSIONE (1-44)

🟩 **NP13) INERBIMENTO SU GEORETE TRIDIMENSIONALE**

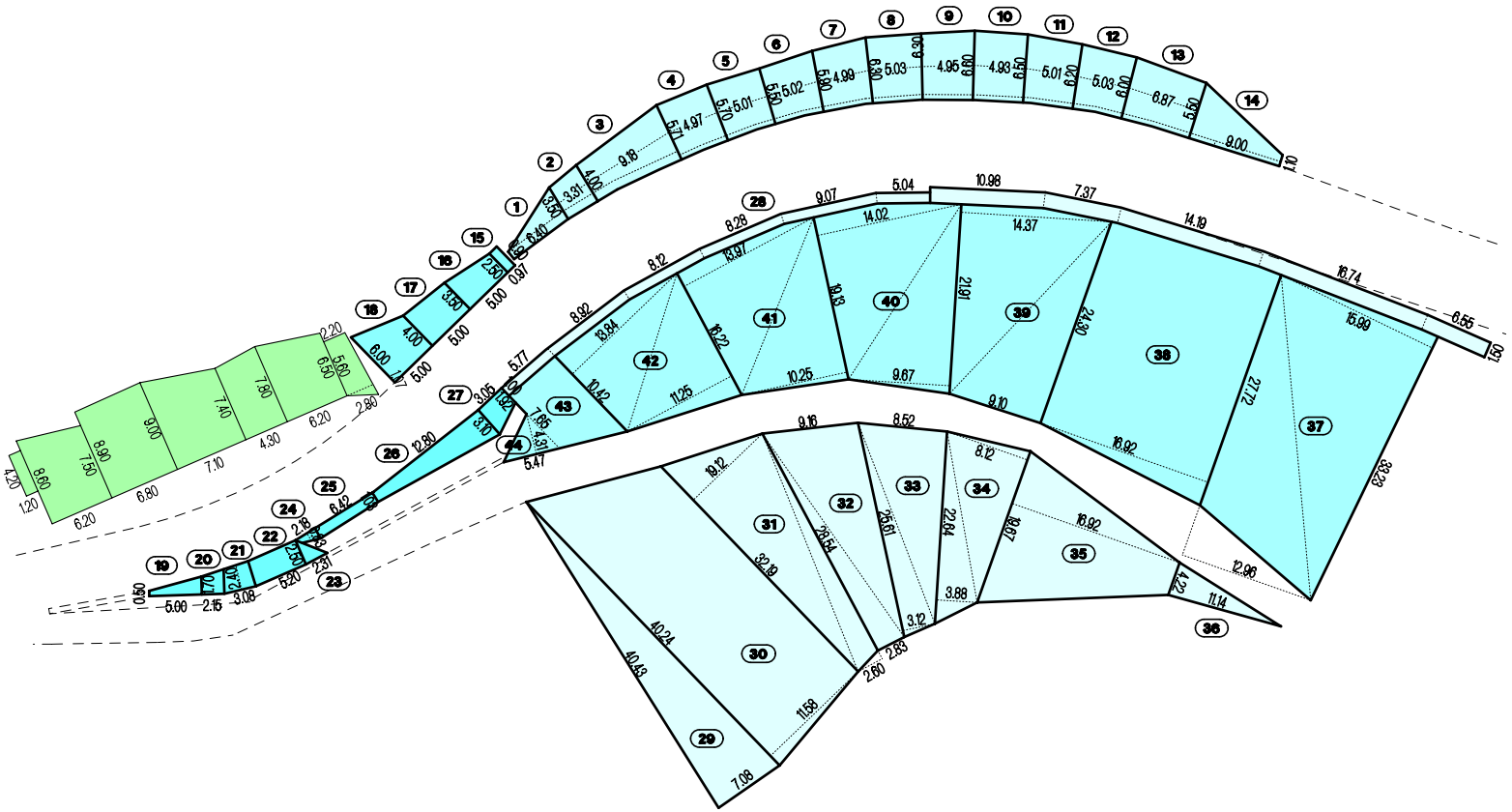
1
2
3
4
5
6
7
8
9
10
11
12
13
14
15
16
17
18
19
20
21
22
23
24
25
26
27
28
29
30
31
32
33
34
35
36
37
38
39
40
41
42
43
44
9.18
4.97
5.01
5.02
4.99
5.03
4.95
4.93
5.01
5.03
6.87
9.00
9.07
5.04
10.98
7.37
14.19
16.74
6.55
14.02
14.37
15.99
27.72
33.28
24.30
21.91
19.13
16.22
13.97
13.84
10.42
11.25
10.25
9.67
9.10
16.92
12.96
11.14
40.24
40.43
32.19
26.54
25.61
22.64
18.67
19.12
9.16
8.52
8.12
7.08
11.58
2.60
2.83
3.12
3.88
12.80
6.42
5.00
2.15
3.08
5.20
6.20
6.80
7.10
4.30
6.20
2.80
8.60
7.50
8.90
9.00
7.40
7.80
6.50
5.60
2.20

F.03) FONDAZIONE
F.04) FINITURA SU
F.06) BINDER TIPO

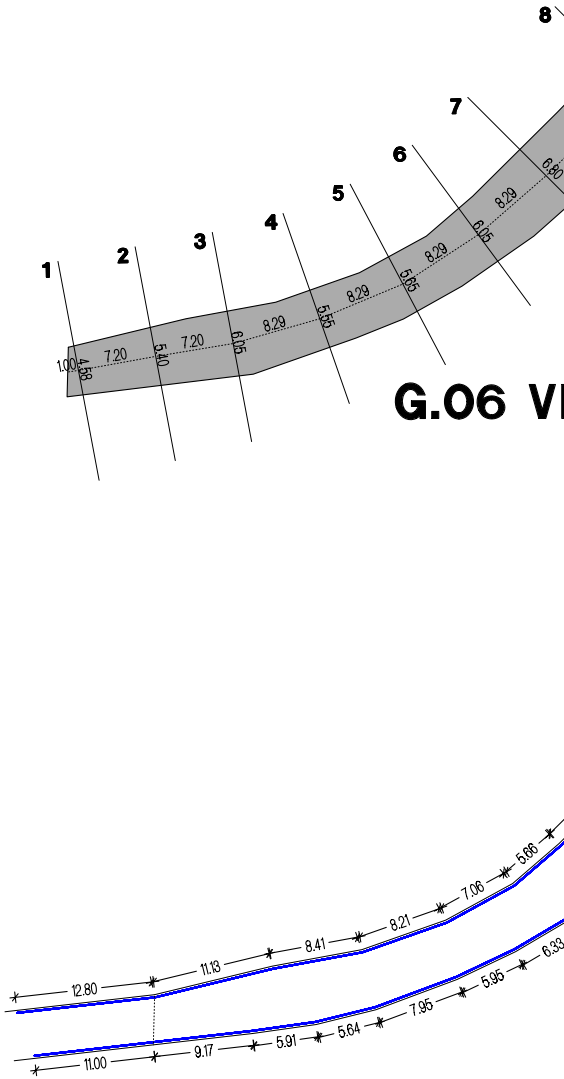
1
2
3
4
5
6
7
8
7.20
7.20
8.29
8.29
8.29
8.29
8.29
4.58
5.40
6.05
5.55
5.65
6.05
6.80
12.80
11.13
8.41
8.21
7.06
5.66
11.00
9.17
5.91
5.64
7.95
5.95
6.33

G.06 V

STRADALE (spessore m. 0.40)
PERFICIALE ALLA FONDAZIONE STRADALE
″B″

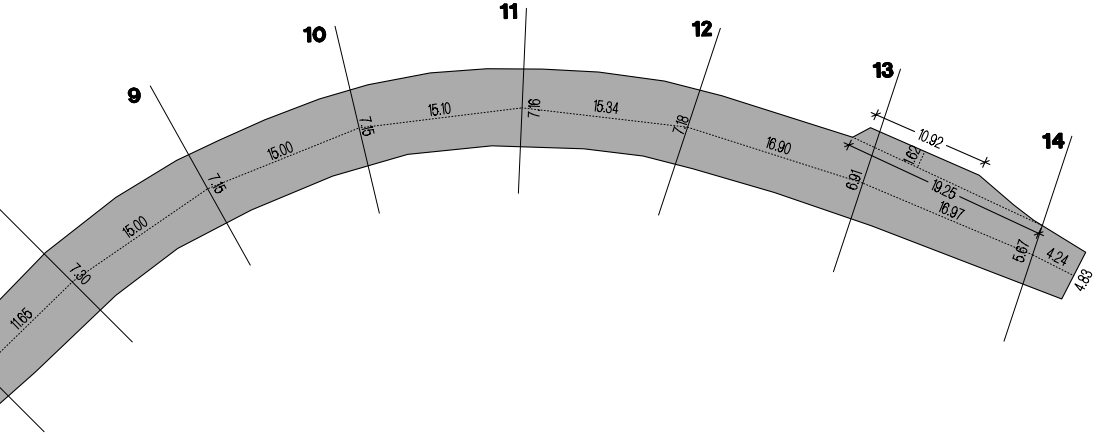
9
10
11
12
13
14
11.65
7.30
15.00
7.15
15.00
7.15
15.10
7.16
15.34
7.18
16.90
6.91
10.92
1.62
19.25
16.97
5.67
4.24
4.83

ERNICE PER STRISCE LONGITUDINALI

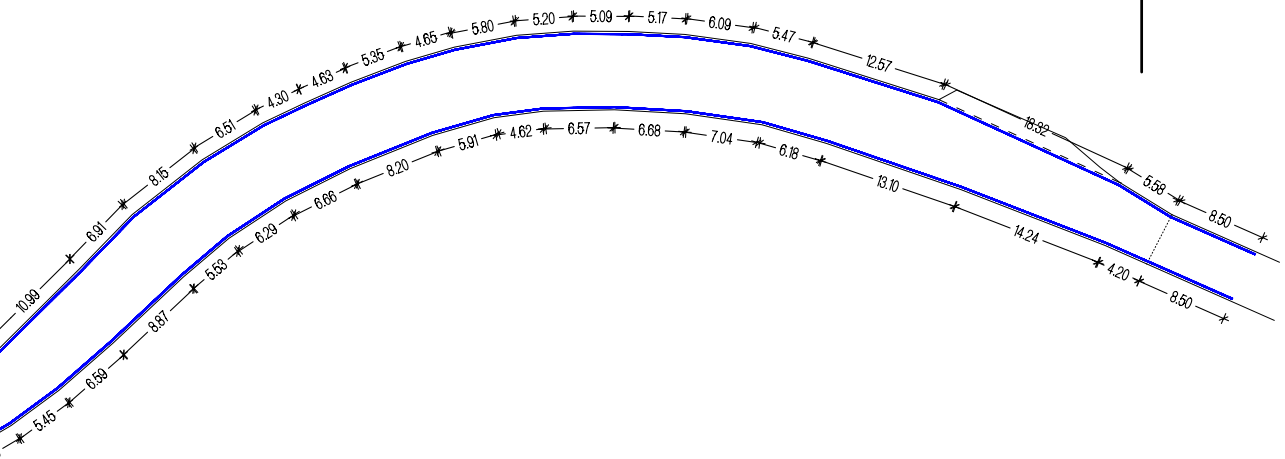
10.99
6.91
8.15
6.51
4.30
4.63
5.35
4.65
5.80
5.20
5.09
5.17
6.09
5.47
12.57
18.32
5.58
8.50
5.45
6.59
8.87
6.53
6.29
6.66
8.20
5.91
4.62
6.57
6.68
7.04
6.18
13.10
14.24
4.20
8.50

F.05) PULIZIA E SPRUZZATURA DEL PI
F.07) MANTO D´USURA TIPO ″D″

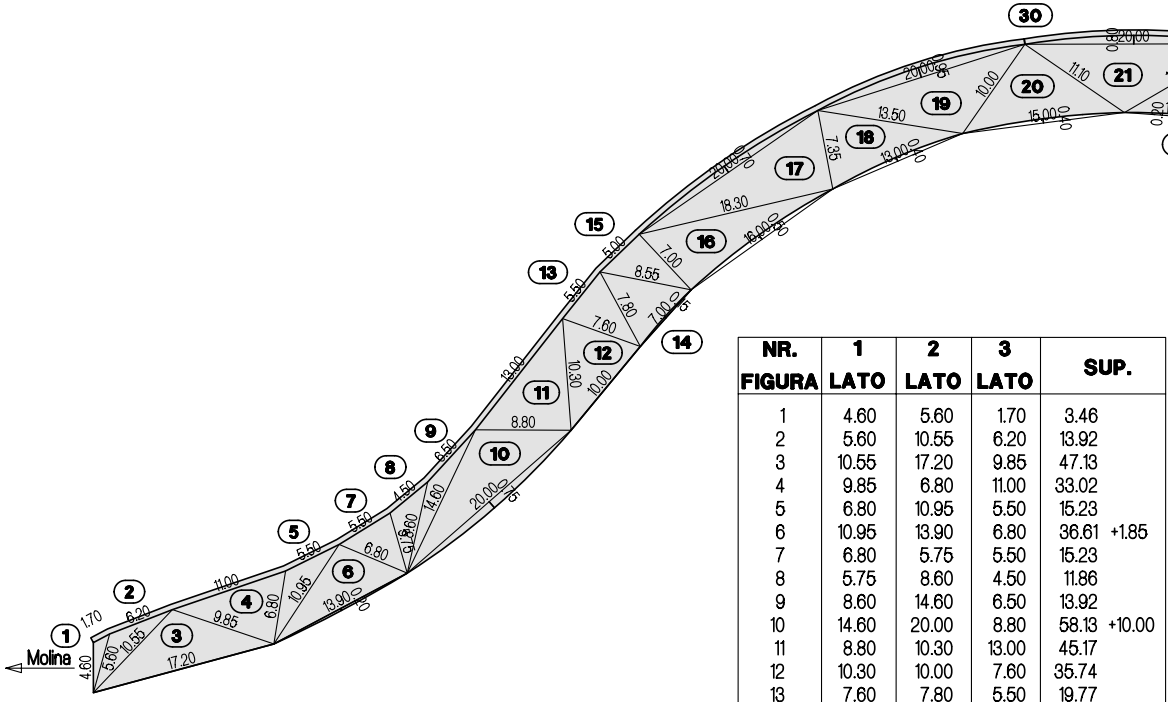
Molina
1
2
3
4
5
6
7
8
9
10
11
12
13
14
15
16
17
18
19
20
21
30
4.60
1.70
5.60
10.55
6.20
17.20
9.85
11.00
6.80
10.95
5.50
13.90
6.80
5.50
4.50
9.60
14.60
6.50
20.00
8.80
10.30
13.00
10.00
7.60
7.80
5.50
7.00
8.55
5.00
7.00
18.30
16.00
7.35
20.00
13.50
13.00
10.00
15.00
11.10

NR. FIGURA	1 LATO	2 LATO	3 LATO	SUP.	
1	4.60	5.60	1.70	3.46	
2	5.60	10.55	6.20	13.92	
3	10.55	17.20	9.85	47.13	
4	9.85	6.80	11.00	33.02	
5	6.80	10.95	5.50	15.23	
6	10.95	13.90	6.80	36.61	+1.85
7	6.80	5.75	5.50	15.23	
8	5.75	8.60	4.50	11.86	
9	8.60	14.60	6.50	13.92	
10	14.60	20.00	8.80	58.13	+10.00
11	8.80	10.30	13.00	45.17	
12	10.30	10.00	7.60	35.74	
13	7.60	7.80	5.50	19.77	
14	7.80	7.00	8.55	25.71	-0.70
15	8.55	7.00	5.00	17.50	
16	7.00	16.00	18.30	55.50	-5.33
17	18.30	7.35	20.00	67.20	+9.33
18	7.35	13.00	13.50	46.67	-3.47
19	13.50	10.00	20.00	60.74	+12.67
20	10.00	15.00	11.10	55.50	-4.00
21	11.10	12.55	20.00	62.95	+10.67
22	12.55	10.00	7.10	35.46	-1.33
23	7.10	12.00	14.20	42.56	
24	14.20	7.10	12.50	44.36	
25	8.20	13.95	11.80	48.29	
26	13.95	13.00	8.05	51.40	
27	8.05	7.80	7.00	24.87	
28	7.80	10.00	7.50	28.94	
29	7.50	4.80	5.50	13.18	
30				81.48	
Totale asfaltatura				**mq. 1141.19**	

ANO D´APPOGGIO

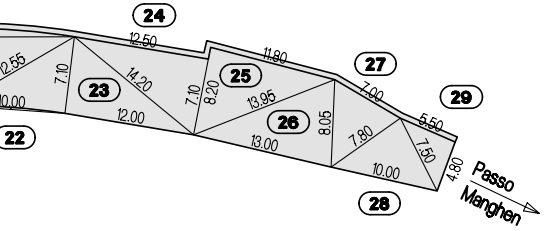
24
12.50
11.80
27
29
12.55
7.10
23
14.20
7.10
8.20
25
13.95
26
8.05
7.00
5.50
10.00
22
12.00
13.00
7.80
7.50
10.00
4.80
28
Passo
Manghen

NP3) SCOGLIERA

(fondazione)

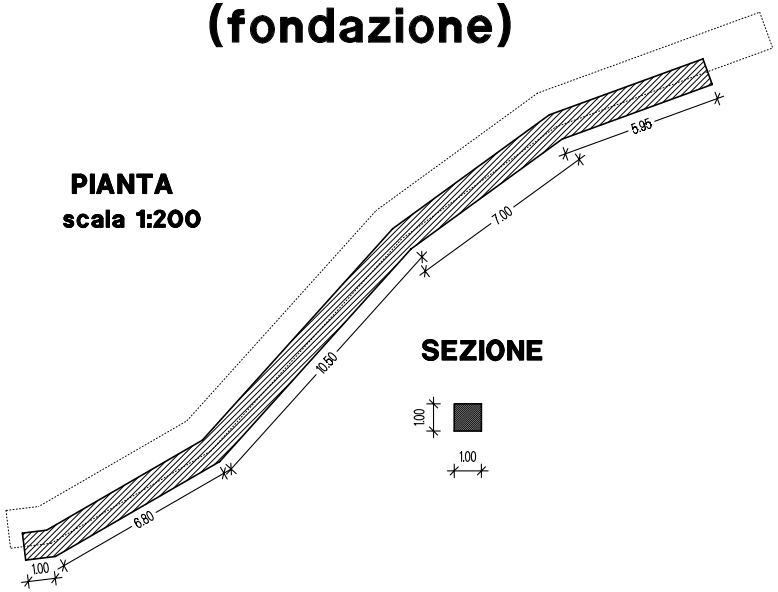
PIANTA
scala 1:200
1.00
6.80
10.50
7.00
5.95
SEZIONE
1.00
1.00

🟨 **NP.10) BARRIERA STRADALE SU MANUFATTO**

🟦 **NP.11) BARRIERA STRADALE SU TERRAPIENO**

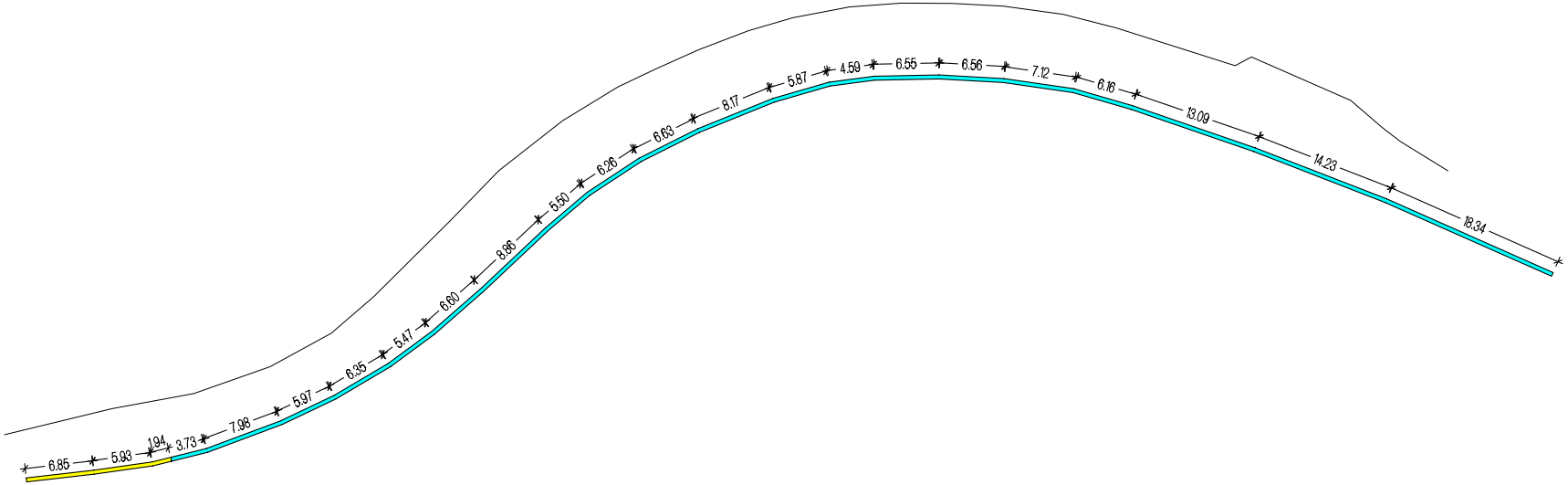
6.85
5.93
1.94
3.73
7.98
5.97
6.35
5.47
6.60
8.86
5.50
6.26
6.63
8.17
5.87
4.59
6.55
6.56
7.12
6.16
13.09
14.23
18.34